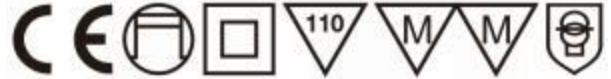




Constant Voltage & Dimmable Driver

Model: CV100W24CG Triac



Model	Item Code	Output current range	Input Current	Output Power Range	PF	Efficiency	Output Voltage	No load Watt
CV100W24CG Triac	129851	1.4-4.2A	0.6A	33-100W	0.95	91%	24V	<1W

*** Test result @230V, 50Hz, Full Load.**

1.Parameters

Category	Item	Technical Norm
Features	Output Type	Constant Voltage
	Dimming Type	Phase dimming
	Dimming Range	10%-100%
	IP Grade	IP20
	Insulation Class	Class II
Input	Rated Input Voltage	220-240VAC
	Range of Input Voltage	198-264VAC
	Frequency	50/60Hz
	Input Current	≤0.6A (198VAC , full load)
	Input Power	115W (230VAC , full load)
	Power Factor	≥0.95 (230VAC , full load)
	THD	≤15% (230VAC , full load)
	No-load Power Consumption	≤1W @230VAC
	Inrush Current	45A&500us(Cold start)
	Connected quantity of 16A Breaker :	16pcs/type B ; 26pcs/type C @ 230Vac
Output	Output Voltage	24V
	Output Current	1400-4200mA
	Max. Output Power	100W
	Efficiency	≥91% (230VAC , full load)
	Ripple & Noise (Max)	900mVp-p
	Current Accuracy	±5%
	Started Delay Time	≤0.5S (230VAC , full load)
Protection	Short Circuit Protection	Auto Recovery
	Overload Protection	Auto Recovery
	No-load Protection	Auto Recovery
	Ta/Operation Temperature	-25...+50°C

Environment	Ts/Storage Temperature	-20....+70°C
	Tc/Enclosure Temperature	70 °C
	Humidity	5%....85%RH
	Atmosphere	86-108KPa
	Connection Method	Captured Terminal screw
Construction	Installation	Independent
	PRI Wire preparation	0.75-2.5mm ²
	SEC Wire preparation	0.75-2.5mm ²
	Dimension	Independent:210*67*34mm (L*W*H)
	Certification	complied to CE
Standards	Safety Standards	EN61347-1:2015,EN61347-2-13:2014/A1:2017 ,EN62493:2015
	EMC Standards	EN55015:2013/A1:2015,EN61000-3-2:2014,E N61000-3-3:2013,EN61547:2009
	Surge	L-N/1KV
	RoHS	complied to 2011/65/EU
Others	Life Time	50000h @Ta / Tc
	Warranty	5years , F.R. < 10000ppm

Remark: 1. Specific instructions are not all parameters are not connect dimmer input voltage 230 vac / 50 Hz and 25 °C ambient temperature measured.

2. LED Driver is a component of the luminaires, Luminaires and wire layout will affect the EMC, please check the EMC with end products again.

3. Trailing edge dimmable.

2. Trailing Edge Dimmer list approved by KGP

Dimmer	Trade mark	Load type	Ratings	
C-Bus L5504D2U	Clipsal	L,C	220-240V 50-60Hz	Universal
D350S	AcTEC	R,L	220-240V~50/60Hz 10-350W/VA	Trailing
Cat 400T	HPM		230-240Vac 50Hz 10-400W	Trailing
32E450T	Clipsal		220-240V a.c. 50Hz 10-450W	Trailing
315GLE	ELKO		230VAC 50Hz 40-315W	Trailing
6513U-102	Busch(ENST0)	R,C	230V 50Hz 420W/VA	Trailing
SBD315RC	Schneider	R,C	230V~ 50Hz 20-315VA	Trailing
MCU Te250	OSRAM		AC220-240V 50Hz 20-250W	Trailing
AB300	OmniTronix		230/240V 50Hz 10-300W	Trailing

Leading Edge Dimmer list only on request -/ or confirmed by KGP Electronics

3.Label



4.Packing information

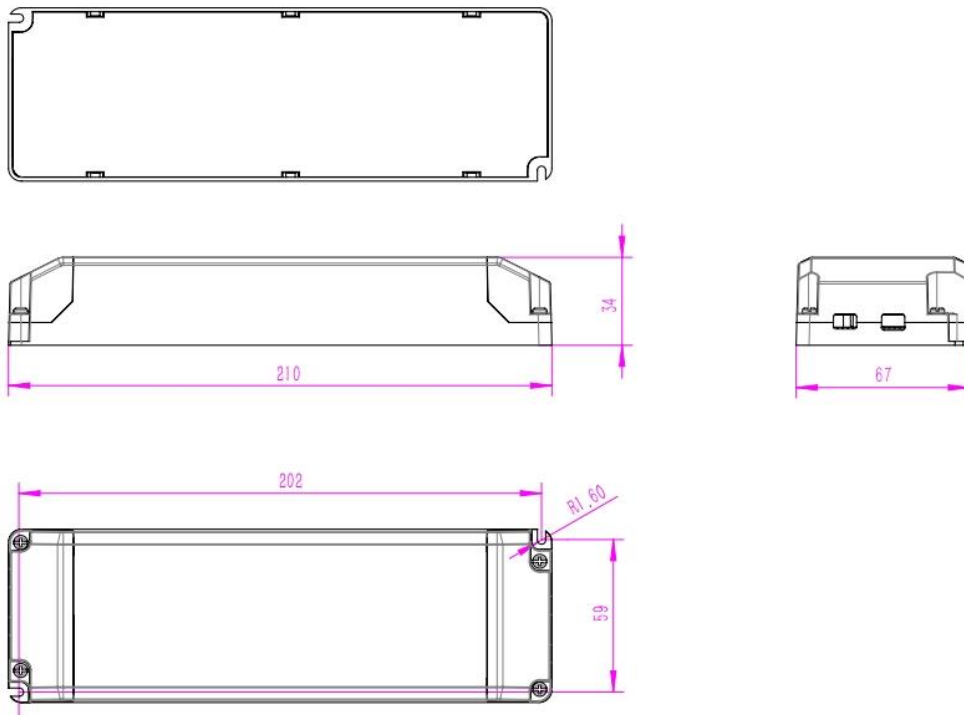
Carton L*W*H(mm)	Pcs/Carton	Net weight/ Pcs(kg)	Net weight/ Carton(kg)	Gross weight / Carton(kg)
295*225*205	20	0.505	10.1	11.0

5.Ordering data

Model No	Item code
CV100W24CG Triac	129851

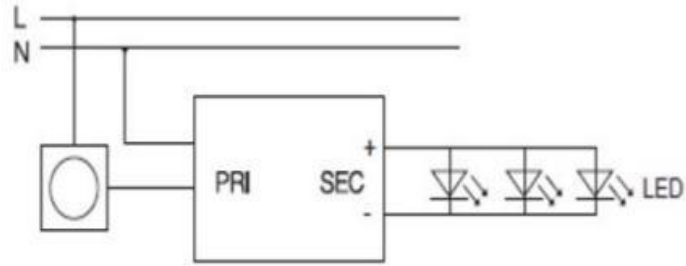
6.Dimension (Unit: mm)

L x W x H : 210x67x34



7.Wiring Diagram

Push Wire connection : 0.75-2.5mm²



8.Revision history

Date	Version	Remark
2023-06-27	V1.0	Initial release.
2024-10-29	V2.0	Font & format adjustment
2025-08-04	V3.0	Add item code