

## Semi-conductor relay - OV-24DC/ 60DC/4 - 2982647

Please be informed that the data shown in this PDF Document is generated from our Online Catalog. Please find the complete data in the user's documentation. Our General Terms of Use for Downloads are valid (<http://phoenixcontact.com/download>)




Solid-state relay, for signal amplification and isolation of the control and load circuits, can be plugged in the solderable plug-in bases SIM-AMS or with PCB connection for mounting directly onto the PCB, input: 4.25-32 V DC, output: 1-60 V DC/4 A

### Why buy this product

- Compact dimensions
- No electromagnetic interference
- No wear, even at high switching frequencies
- High test voltage of up to 4 kV between control and load circuits
- Electrically insulated housing
- No contact bounce – no movable parts
- Switching power of up to 350 V DC/1 A, 60 V DC/4 A or 480 V AC/5 A



### Key commercial data

Packing unit	10 pc
GTIN	 4 046356 131971
Weight per Piece (excluding packing)	24.0 g
Custom tariff number	85362010
Country of origin	Malta

### Technical data

#### Dimensions

Width	10.5 mm
Height	43 mm
Depth	25.4 mm

#### Ambient conditions

Ambient temperature (operation)	-20 °C ... 80 °C
Ambient temperature (storage/transport)	-20 °C ... 80 °C

#### Input data

Nominal input voltage $U_N$	24 V DC
-----------------------------	---------

# Semi-conductor relay - OV-24DC/ 60DC/4 - 2982647

## Technical data

### Input data

Input voltage range	4.25 V DC ... 32 V DC
Switching threshold "0" signal, voltage	< 1 V DC
Switching threshold "1" signal voltage	> 3.3 V DC
Typical input current at U <sub>N</sub>	15 mA
Typical response time	< 100 µs
Typical turn-off time	< 250 µs
Transmission frequency	100 Hz

### Output data

Output voltage range	1 V DC ... 60 V DC
Limiting continuous current	4 A (see derating curve)
Min. load current	1 mA
Leakage current	100 µA
Surge current	25 A (tp = 1 s)
Voltage drop at max. limiting continuous current	0.5 V
Output circuit	2-conductor
Type of protection	Protection against polarity reversal
Protective circuit/component	Polarity protection diode

### General

Test voltage input/output	4 kV (50 Hz, 1 min.)
Mounting position	any
Assembly instructions	Can be aligned with > 20 mm spacing
Operating mode	100% operating factor
Standards/regulations	EN 61000-4-2
	EN 61000-4-3
	EN 61000-4-4
	EN 55011
Rated surge voltage/insulation	Basic insulation

## Classifications

### eCl@ss

eCl@ss 4.0	27371102
eCl@ss 4.1	27371102
eCl@ss 5.0	27371001
eCl@ss 5.1	27371001
eCl@ss 6.0	27371001
eCl@ss 7.0	27371001

### ETIM

ETIM 2.0	EC000196
----------	----------

# Semi-conductor relay - OV-24DC/ 60DC/4 - 2982647

## Classifications

### ETIM

ETIM 3.0	EC000196
ETIM 4.0	EC000196
ETIM 5.0	EC002055

### UNSPSC

UNSPSC 6.01	30211916
UNSPSC 7.0901	39121542
UNSPSC 11	39121542
UNSPSC 12.01	39121542
UNSPSC 13.2	39121542

## Approvals

### Approvals

---

#### Approvals

UL Recognized / cUL Recognized / cULus Recognized

---

#### Ex Approvals

---

#### Approvals submitted

---

### Approval details

UL Recognized

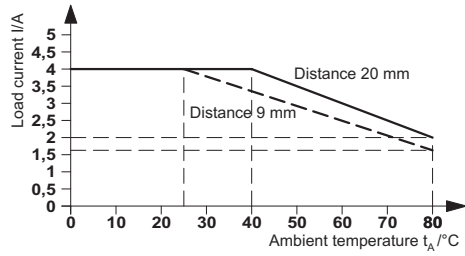
cUL Recognized

cULus Recognized

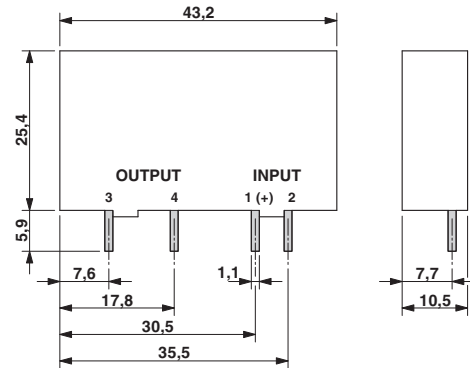
## Drawings

# Semi-conductor relay - OV-24DC/ 60DC/4 - 2982647

Diagram



Dimensioned drawing



Circuit diagram

