



LEDVANCE

PRODUCT DATASHEET

SF DISC 300 V 21W ML 83040

SURFACE DISC | Modern wall and ceiling luminaire with Multi Color and Multi Lumen



VALUE
CLASS

Areas of application

- Direct replacement for surface luminaires with integrated CFLni lamps
- Corridors
- Stairways
- Bathrooms
- Foyers

Product benefits

- Highly versatile due to selectable CCT and power steps (Multi Color / Multi Lumen) on the driver
- Indoor luminaire with high luminous efficacy up to 120 lm/W
- High color consistency with SDCM 3
- Tool-free electrical connection due to push button connector
- Easy locking system to prevent unauthorized access

Product features

- Type of protection: IP54 (wall and ceiling)
- Impact resistance: IK10
- Lifetime (L80/B10): up to 75,000 h (at 25 °C)
- Polycarbonate (PC) housing, PC-diffuser
- Ambient temperature in operation: -20...+45 °C
- Glow Wire Test according to IEC 60695-2-12: 850 °C
- 3- or 5-pole terminal block, cable cross section up to 5 x 2.5 mm²
- Through-wiring possible



- Indoor use only, not suitable for outdoor use
- SF DISC family versions available: dimmable, on/off, DALI-2, sensor and/or emergency lighting function

TECHNICAL DATA

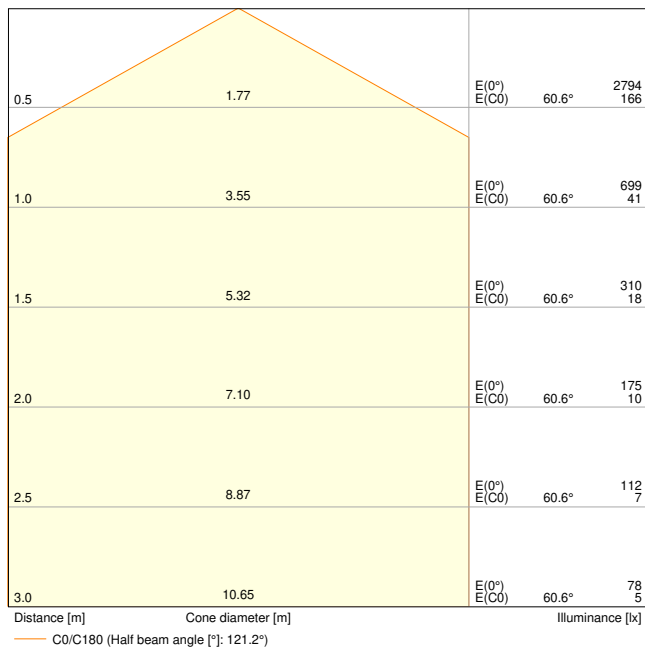
Electrical data

Nominal wattage	21 W / 15 W / 9 W
Nominal voltage	220...240 V
Mains frequency	50/60 Hz
Nominal current	100 mA
Inrush current	15 A
Inrush current time T_{h50}	250 μ s
Max. number of luminaires per miniature circuit breaker B16	17
Max. number of luminaires per miniature circuit breaker C10	16
Max. number of luminaires per miniature circuit breaker C16	26
Power factor λ	> 0.90
Total harmonic distortion	< 20 %
Protection class	II
Surge capability (L-N)	1000 V
Operating mode	Integrated LED driver

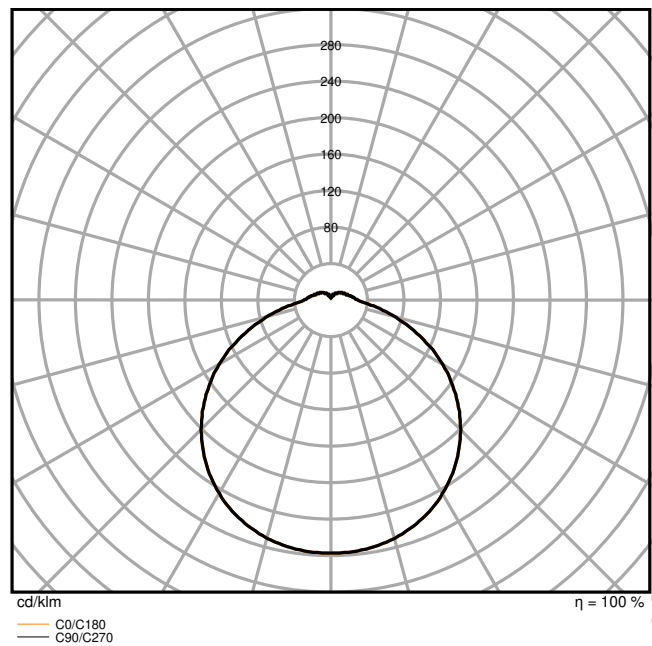
Photometrical data

Luminous flux	2520 lm / 1800 lm / 1080 lm ¹⁾
Luminous efficacy	120 lm/W
Color temperature	3000 K / 4000 K
Reference control setting of contained light source (Kelvin)	4000 K
Light color (designation)	Warm White / Cool White
Color rendering index Ra	> 80
Standard deviation of color matching	3 sdc _m
Low flicker	Yes
Flickering metric (Pst LM)	<1
Stroboscope effect metric (SVM)	<0.4
Photobiological safety group acc. to EN62778	RG0
Beam angle	125 °

¹⁾ 2394 lm / 1710 lm / 1030 lm @3000K



SF DISC 300 V 21W 840



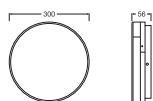
SF DISC 300 V 21W 840

Adjustable attributes

Nominal wattage	Color temperature	Luminous flux	Luminous efficacy
9 W	3000 K	1030 lm	114 lm/W
9 W	4000 K	1080 lm	120 lm/W
15 W	3000 K	1710 lm	114 lm/W
15 W	4000 K	1800 lm	120 lm/W
21 W	3000 K	2394 lm	114 lm/W
21 W	4000 K	2520 lm	120 lm/W

Dimensions & Weight

Diameter	300.00 mm
Height	56.00 mm
Product weight	1115.00 g



SF DISC 300 V 21W

Materials & Colors

Product color	White
Housing color	White
RAL Color (most similar)	RAL 9003
Body material	Polycarbonate (PC)
Cover material	Polycarbonate (PC)
Light emitting surface material	Polycarbonate (PC)
Glow Wire Test according to IEC 60695-2-12	850 °C
Mercury content	0.0 mg

Application & Mounting

Ambient temperature range	-20...+45 °C
Temperature range at storage	-20...+80 °C
Type of connection	Push-in clamp
Type of protection	IP54
Protection class IK (shock resistance)	IK10
Dimmable	No
Mounting type	Surface
Mounting location	Ceiling / Wall
Application environment	Indoor
Adjustable	No
With light source	Yes
Replaceable light source	No

Lifespan

Lifespan L70/B50 at 25 °C	100000 h ¹⁾
Lifespan L80/B10 at 25 °C	75000 h ¹⁾
Lifespan L80/B50 at 25 °C	75000 h
Number of switching cycles	100000

¹⁾ t[h]: L70 / B50 @ 25 °C (Ta), t[h]: L80 / B10 @ 25 °C (Ta), t[h]: L90 / B10 @ 25 °C (Ta)

Control gear

Output current	500 mA
ECG - Output ripple current	< 5 %

Certificates & Standards

Standards	CE / CB / UKCA / EAC / ENEC / EPD
Luminaire with limited surface temperature, "D sign"	No
Ball shot safe	No
EPD	LEDV-00067-V01.01-EN
Replaceable light source (EPREL)	Only by an expert

Additional product data

Product remark	Available from December 2025
Added function	MULTI SELECT








EQUIPMENT / ACCESSORIES


- Mounting screws and dowels included






Safety advice




- All electrical connections must be made by a qualified person.
- Caution, risk of electric shock.


DOWNLOAD DATA

	Documents and certificates	Document name
	User instruction / safety instructions	G11247949 SF DISC
	Legal information	G11249437 Light Source Insert
	Legal information	Safety Insert G11218810
	Legal information	Legal Insert G11120689
	Legal information	ECO PANEL
	Declarations of conformity	SF DISC
	Declarations of conformity UKCA	SF DISC

Documents and certificates		Document name
	EPD	EPD EN SURFACE DISC

Photometric and lighting design files		Document name
	IES file (IES)	SF DISC 300 V 21W 840
	LDT file (Eulumdat)	SF DISC 300 V 21W 840
	UGR file (UGR table)	SF DISC 300 V 21W 840
	Light distribution curve type cone	SF DISC 300 V 21W 840
	Light distribution curve type polar	SF DISC 300 V 21W 840

CAD/BIM files		Document name
	BIM Revit 3D	Surface Disc
	CAD STEP 3D	SF DISC 300 V 21W
	CAD STEP 3D	SF DISC 300V

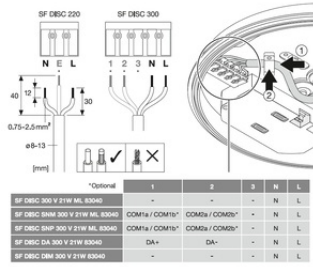
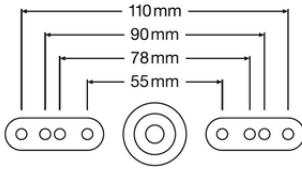
Tender texts		Document name
	Tender documents	SURFACE DISC 300 V 21W ML 83040-en

LOGISTICAL DATA

Product code	Packaging unit (Pieces/Unit)	Dimensions (length x width x height)	Gross weight	Volume
4099854640445	Folding box 1	63 mm x 310 mm x 310 mm	1285.00 g	6.05 dm ³
4099854640452	Shipping box 6	397 mm x 332 mm x 344 mm	8590.00 g	45.34 dm ³

The mentioned product code describes the smallest quantity unit which can be ordered. One shipping unit can contain one or more single products. When placing an order, for the quantity please enter single or multiples of a shipping unit.

ADDITIONAL CATALOG INFORMATION



SURFACE DISC 220						
* P [W]	7		9		14	
CCT [K]	3000	4000	3000	4000	3000	4000
** Phi_v [lm]	680	720	1020	1080	1600	1680
*** Eff. [lm/W]	97	103	113	120	114	120

SURFACE DISC 300						
* P [W]	9		15		21	
CCT [K]	3000	4000	3000	4000	3000	4000
** Phi_v [lm]	1030	1080	1710	1800	2394	2520
*** Eff. [lm/W]	114	120	114	120	114	120

SF DISC 300 DIM / DALI		
* P [W]	21	
CCT [K]	3000	4000
** Phi_v [lm]	2394	2520
*** Eff. [lm/W]	114	120

References / Links

- For Guarantee see www.ledvance.com/guarantee

DISCLAIMER

Subject to change without notice. Errors and omission excepted. Always make sure to use the most recent release.