

# PRODUCT DATASHEET

## LB FLEX 1200 DALI P 73W 840 W

LOW BAY FLEX 1200 DALI | Low-bay luminaires with attractive linear design, up to 155 lm/W with DALI-2 technology



### Areas of application

- Replacement for luminaires with mercury vapor or metal halide lamps
- Warehouses
- Logistics halls
- Industrial and storage facilities
- Discounters, supermarkets
- Sports halls
- Indoor sports facilities

### Product benefits

- Economical thanks to high luminous efficacy up to 155 lm/W
- Easy and quick installation thanks to toolless connector box with 5- and 7-pole terminals
- Modern and robust design
- 5 years guarantee

### Product features

- Different luminous flux and beam angle for mounting heights of ~ 4 m to ~10 m in 4000 K
- Through-wiring cable already installed
- Long Lifetime (L80/B10): up to 100,000 h
- High color consistency:  $\leq 3$  SDCM



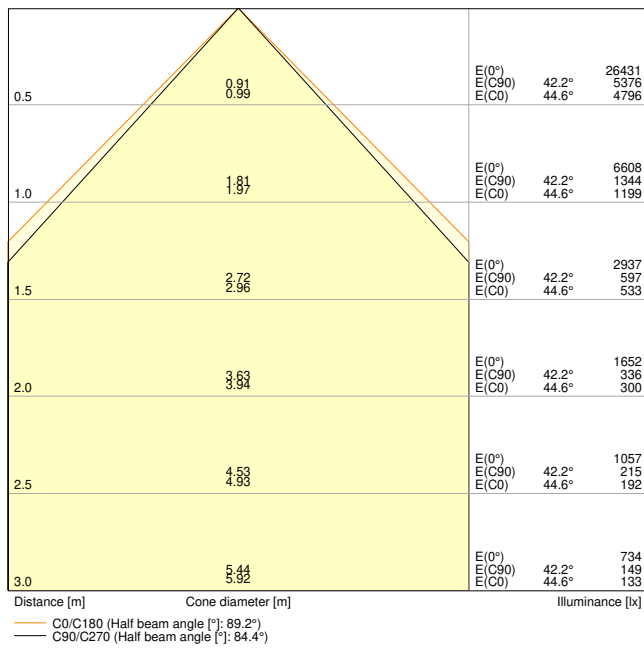
## TECHNICAL DATA

### Electrical data

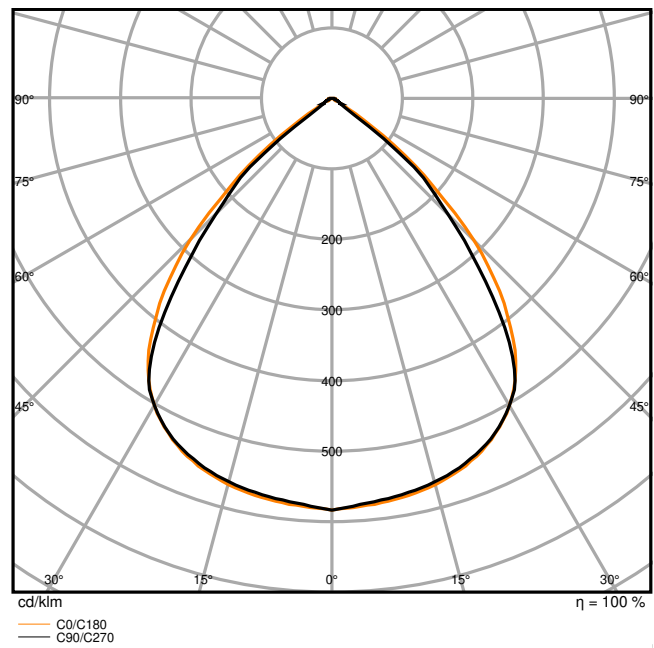
Nominal wattage	73 W
Nominal voltage	220...240 V
Mains frequency	0/50/60 Hz
Nominal current	320 mA
Inrush current	17.3 A
Inrush current time $T_{h50}$	164 $\mu$ s
Max. number of luminaires per miniature circuit breaker B16	27
Max. number of luminaires per miniature circuit breaker C10	23
Max. number of luminaires per miniature circuit breaker C16	36
Power factor $\lambda$	$\geq 0.90$
Total harmonic distortion	$\leq 20$ %
Protection class	I
Operating mode	Electronic control gear (ECG)
Dimming interface	DALI-2 / IoT / Push-DIM

### Photometrical data

Luminous flux	11315 lm
Luminous efficacy	155 lm/W
Color temperature	4000 K
Light color (designation)	Cool White
Color rendering index Ra	$\geq 80$
Standard deviation of color matching	< 3 sdc <sub>m</sub>
Low flicker	Yes
Photobiological safety group acc. to EN62778	RG1
Photobiological safety group acc. to EN62471	RG1
Beam angle	90 °



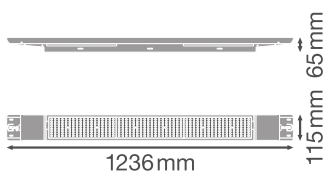
LB FLEX 1200 DALI P 73W 840 W



LB FLEX 1200 DALI P 73W 840 W

Dimensions & Weight

Length	1236 mm
Width	115.00 mm
Height	65.00 mm
Product weight	3300.00 g



LOW BAY FLEX 1200

Materials & Colors

Product color	White
Housing color	White
RAL Color (most similar)	RAL 9003
Body material	Steel
Cover material	Polycarbonate (PC)
Light emitting surface material	Polycarbonate (PC)
Glow Wire Test according to IEC 60695-2-12	650 °C
Mercury content	0.0 mg

### Application & Mounting

Ambient temperature range	-25...+50 °C
Temperature range at storage	-20...+80 °C
Type of connection	Screwless terminal
Type of protection	IP23
Protection class IK (shock resistance)	IK08
Dimmable	Yes
Type of dimming	DALI-2
IoT ready	Support of DALI data type PART 251, 252, 253 <sup>1)</sup>
Mounting type	Surface/Suspended
Mounting location	Ceiling
Application environment	Indoor
Adjustable	No
With light source	Yes
Replaceable light source	No

<sup>1)</sup> Internet of Things. Supports data transfer via gateway to cloud-based monitoring platforms, such as LEDVANCE VIVARES Cloud

### Lifespan

Lifespan L70/B50 at 25 °C	100000 h <sup>1)</sup>
Lifespan L80/B10 at 25 °C	100000 h <sup>1)</sup>
Lifespan L80/B50 at 25 °C	100000 h
Lifespan L90/B10 at 25 °C	83000 h
Number of switching cycles	50000

<sup>1)</sup> t[h]: L70 / B50 @ 25 °C (Ta), t[h]: L80 / B10 @ 25 °C (Ta), t[h]: L90 / B10 @ 25 °C (Ta)

### Control gear

Output current	310 mA
ECG - Output ripple current	< 10 %
Recommended control gear	TRIDONIC/LCI 100/200-850/300 o4a si PRE

**Emergency lighting**

Wattage in emergency operation mode	14.7 W
Luminous flux in emergency operation mode	1787 lm


**Certificates & Standards**

Standards	CE / CB / ENEC / TÜV SÜD / EAC / UKCA
Luminaire with limited surface temperature, "D sign"	No
Ball shot safe	No
Replaceable light source (EPREL)	Not replaceable




**Additional product data**











Added function	VIVARES
----------------	---------





**Accessories Optional**

Product image	Product name	EAN
	LB FLEX SUSPENSION KIT	4058075693722

**Components for light control**

Components Light Control		
Product image	Product name	EAN
	MANUAL CONTROL UNIT SELECT DALI-2	4058075837485
	MANUAL CONTROL UNIT SELECT DALI-2 TW	4058075837508
	MANUAL CONTROL UNIT SELECT DALI-2 EXCHANGEABLE COVER TW	4058075837522








Product image	Product name	EAN
	MANUAL CONTROL UNIT TOUCH DALI-2 TW	4058075837560
	MANUAL CONTROL UNIT TOUCH DALI-2	4058075837546
	PUSH CONTROL UNIT FLUSH MOUNT DALI-2 TW	4058075837584
	SURFACE MOUNT FRAME	4058075843561
	PUSHBUTTON COUPLER DALI-2	4058075837607
	FLEX CONTROL UNIT IOT DALI-2 HCL TW	4058075841888
	FLEX CONTROL UNIT FLUSH MOUNT DALI-2 TW	4058075841901
	FLEX CONTROL UNIT DALI-2 TW	4058075843844
	FLEX CONTROL UNIT REAL-TIME-CLOCK DALI-2 HCL TW	4058075841925
	SENSOR DALI-2 LIGHT/PRESENCE-6 INFRARED CEILING INTEGRATION	4058075837621








Product image	Product name	EAN
	SENSOR DALI-2 LIGHT/PRESENCE-8 INFRARED CEILING INTEGRATION	4058075841949
	SENSOR DALI-2 LIGHT/PRESENCE-40X5 INFRARED CEILING INTEGRATION	4058075843868
	SENSOR DALI-2 LIGHT/PRESENCE-24 INFRARED CEILING MOUNTING	4058075843882
	DALI sensors -8 IR CI, -40X5 IR CI, -24 IR CM, -21 IR CM	4058075843905



## EQUIPMENT / ACCESSORIES


– Suspension kit, ball-proof cover and angulation mounting kit available as separate accessory

## DOWNLOAD DATA

Documents and certificates	Document name
 User instruction / safety instructions	UI Lowbay Flex
 Legal information	Legal Insert LB FLEX DALI
 Legal information	LS Insert LB FLEX DALI
 Legal information	Informationstext 18 Abs 4 ElektroG
 Declarations of conformity	EU Declaration of conformity LB FLEX DALI
 Declarations of conformity UKCA	LB FLEX DALI 840
 EU Data Act	DALI LED Driver and Luminaires

Photometric and lighting design files		Document name
	IES file (IES)	LB FLEX 1200 DALI P 73W 840 W
	LDT file (Eulumdat)	LB FLEX 1200 DALI P 73W 840 W
	ULD file (DIALux)	LB FLEX 1200 DALI P 73W
	ROLF file (RELUX)	LB FLEX 1200 DALI P 73W 840 W
	UGR file (UGR table)	LB FLEX 1200 DALI P 73W 840 W
	Light distribution curve type cone	LB FLEX 1200 DALI P 73W 840 W
	Light distribution curve type polar	LB FLEX 1200 DALI P 73W 840 W

CAD/BIM files		Document name
	BIM Revit 3D	LOW BAY FLEX
	CAD STEP 3D	LB FLEX 1200

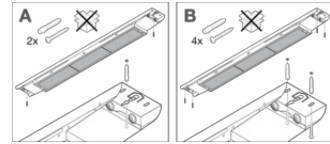
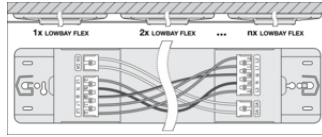
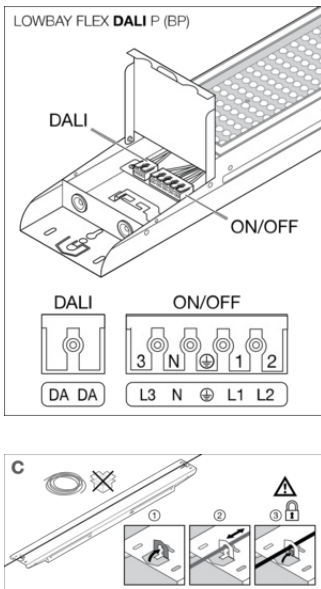
Tender texts		Document name
	Tender documents	LOW BAY FLEX 1200 DALI P 73W 840 W-EN

**LOGISTICAL DATA**

Product code	Packaging unit (Pieces/Unit)	Dimensions (length x width x height)	Gross weight	Volume
4058075676206	Folding box 1	106 mm x 1,282 mm x 154 mm	3688.00 g	20.93 dm <sup>3</sup>
4058075676213	Shipping box 3	1,312 mm x 488 mm x 143 mm	13163.00 g	91.56 dm <sup>3</sup>

The mentioned product code describes the smallest quantity unit which can be ordered. One shipping unit can contain one or more single products. When placing an order, for the quantity please enter single or multiples of a shipping unit.

**ADDITIONAL CATALOG INFORMATION**



References / Links

- For Guarantee see [www.ledvance.com/guarantee](http://www.ledvance.com/guarantee)

DISCLAIMER

Subject to change without notice. Errors and omission excepted. Always make sure to use the most recent release.