



PRODUCT DATASHEET

SF BLKH 250 P 10W 830 BK IP65

SURFACE BULKHEAD 250 ON/OFF | Robust wall and ceiling luminaire with IP65 protection



Areas of application

- Direct replacement for luminaires with fluorescent lamps
- Corridors, stairways, entrance areas
- Passages, underpasses
- Public areas

Product benefits

- Suitable for use in dusty and damp locations thanks to high IP rating
- Suitable for use in public areas thanks to high IK rating
- Multiple mounting patterns for convenient installation
- Separate covers available for an aesthetic and functional product design
- 5 years guarantee
- Energy savings of up to 50 % (compared to luminaires that use fluorescent lamps)

Product features

- UV-stabilized polycarbonate (PC) housing, PC-diffuser
- Impact resistance: IK10
- Push wire terminal for tool-free connection
- Through wiring possible
- Type of protection: IP65
- Luminous flux: up to 800 lm
- High luminous efficacy: up to 80 lm/W
- Lifetime (L70/B50) up to 50,000 h (at 25 °C)
- Ambient temperature in operation: -20...+40 °C

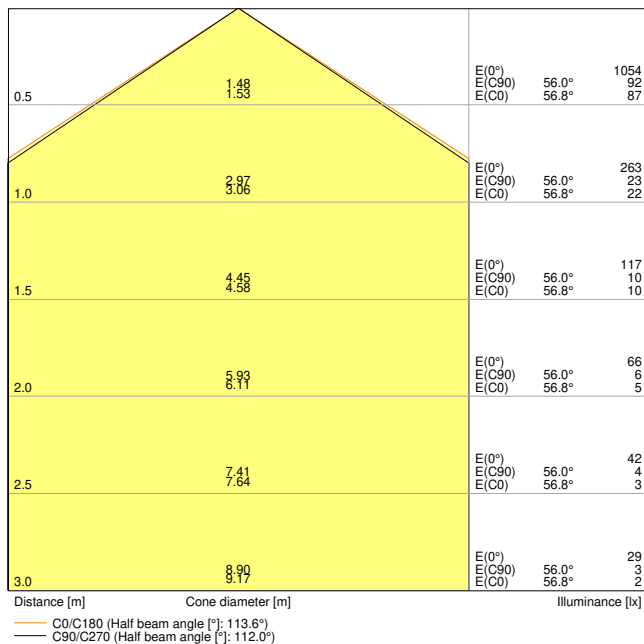
TECHNICAL DATA

Electrical data

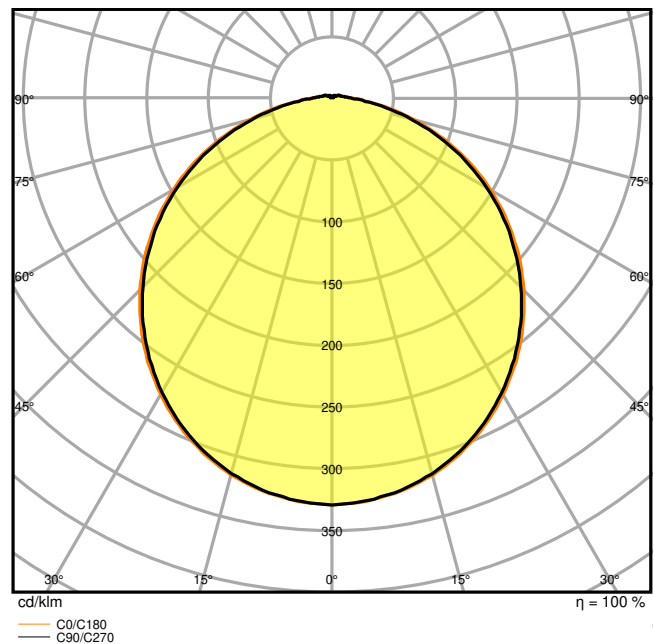
Nominal wattage	10.00 W
Nominal voltage	220...240 V
Mains frequency	50...60 Hz
Nominal current	350.000 mA
Inrush current	4.52 A
Inrush current time T_{h50}	685 μ s
Max. number of luminaires per miniature circuit breaker B16	29
Max. number of luminaires per miniature circuit breaker C10	30
Max. number of luminaires per miniature circuit breaker C16	49
Power factor λ	≥ 0.7
Total harmonic distortion	< 8 %
Protection class	II
Operating mode	Integrated LED driver

Photometrical data

Luminous flux	800 lm
Luminous efficacy	80 lm/W
Color temperature	3000 K
Light color (designation)	Warm White
Color rendering index Ra	> 80
Standard deviation of color matching	< 5 sdc _m
Luminous intensity	-
Flickering metric (Pst LM)	-
Stroboscope effect metric (SVM)	-
Photobiological safety group acc. to EN62778	RG0
Photobiological safety group acc. to EN62471	RG0
Beam angle	120 °



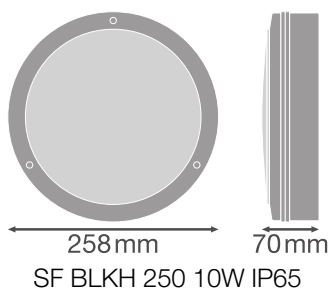
SF BLKH 250 P 10W 830 BK IP65



SF BLKH 250 P 10W 830 BK IP65

Dimensions & Weight

Diameter	250.00 mm
Height	70.00 mm
Product weight	580.00 g



Materials & Colors

Product color	Black
Housing color	Black
Body material	Polycarbonate (PC)
Cover material	Polycarbonate (PC)
Light emitting surface material	Polycarbonate (PC)
Glow Wire Test according to IEC 60695-2-12	850 °C

Mercury content	0.0 mg
-----------------	--------

Application & Mounting

Ambient temperature range	-20...40 °C
Type of connection	Screwless terminal
Type of protection	IP65
Protection class IK (shock resistance)	IK10
Dimmable	No
Mounting type	Surface
Mounting location	Ceiling / Wall
Application environment	Outdoor
With light source	Yes
Replaceable light source	No

Lifespan

Lifespan L70/B50 at 25 °C	50000 h ¹⁾
Lifespan L80/B10 at 25 °C	35000 h ¹⁾
Lifespan L80/B50 at 25 °C	35000 h
Lifespan L90/B10 at 25 °C	20000 h
Number of switching cycles	100000

¹⁾ t[h]: L70 / B50 @ 25 °C (Ta), t[h]: L80 / B10 @ 25 °C (Ta), t[h]: L90 / B10 @ 25 °C (Ta)

Control gear

Output current	350 mA
----------------	--------

Emergency lighting

Type of emergency operation test	None
----------------------------------	------

Certificates & Standards

Standards	CE / CB
Luminaire with limited surface temperature, "D sign"	No
Ball shot safe	No
Replaceable light source (EPREL)	Not replaceable



















EQUIPMENT / ACCESSORIES



- Additional cover rings in different designs available
- Mounting screws and dowels included


Safety advice

- All electrical connections must be made by a qualified person.
- Caution, risk of electric shock.

DOWNLOAD DATA

Documents and certificates		Document name
	User instruction / safety instructions	SF BLKH 250, 300 P IP65
	Legal information	LS Insert SF Bulkhead P
	Legal information	Legal Insert SF BLKH
	Legal information	Informationstext 18 Abs 4 ElektroG
	Declarations of conformity	EC declaration SF BLKH LUM
	Declarations of conformity UKCA	SF BLKH IP65
	Declarations of conformity UKCA	SF BLKH P IP65
Photometric and lighting design files		Document name
	IES file (IES)	SF BLKH 250 10W 3000K BK IP65 Eyelid
	IES file (IES)	SF BLKH 250 10W 3000K BK IP65 Ring
	IES file (IES)	SF BLKH 250 10W 3000K BK IP65
	LDT file (Eulumdat)	SF BLKH 250 10W 3000K BK IP65 Eyelid
	LDT file (Eulumdat)	SF BLKH 250 10W 3000K BK IP65 Ring
	LDT file (Eulumdat)	SF BLKH 250 10W 3000K BK IP65
	ULD file (DIALux)	SF BLKH 250 P 10W 830 BK IP65
	ROLF file (RELUX)	SF BLKH 250 P 10W 830
	UGR file (UGR table)	SF BLKH 250 P 10W 830 BK IP65
	Light distribution curve type cone	SF BLKH 250 P 10W 830 BK IP65
	Light distribution curve type polar	SF BLKH 250 P 10W 830 BK IP65

CAD/BIM files		Document name
	BIM Revit 3D	Surface Bulkhead
	CAD STEP 3D	SF BLKH 250

Tender texts		Document name
	Tender documents	SURFACE BULKHEAD 250 ONOFF 10W 830 BK IP65-EN

LOGISTICAL DATA

Product code	Packaging unit (Pieces/Unit)	Dimensions (length x width x height)	Gross weight	Volume
4058075647183	Folding box 1	74 mm x 272 mm x 262 mm	662.00 g	5.27 dm ³
4058075647190	Shipping box 8	550 mm x 285 mm x 315 mm	5878.00 g	49.38 dm ³

The mentioned product code describes the smallest quantity unit which can be ordered. One shipping unit can contain one or more single products. When placing an order, for the quantity please enter single or multiples of a shipping unit.

References / Links

– For Guarantee see www.ledvance.com/guarantee

DISCLAIMER

Subject to change without notice. Errors and omission excepted. Always make sure to use the most recent release.